





**PODAR  
SENTINEL**

## KNOW MORE ABOUT THE MOST ARTISTIC TEACHER AT PIS, NASHIK


**Q1. What is the best method of teaching according to you?**

 Teaching should be such that it develops interest in the learner. So to develop interest, students should be equally involved during the teaching -learning process. I encourage my children to be free to share their creativity and make it an interactive class.


**Q2. What have you learnt from PIS, Nasik?**

 Being an art and craft teacher I never thought of using ICT during my class. But at PIS, Nasik I learnt to use latest technology while teaching, which has made me more confident.


**Q3. What are your views on 'Creativity'? How far is it important to be creative in teaching?**

 Creativity is the act of turning new and imaginative ideas into reality. Introducing more creative assignment makes your job easy and makes it a lot more interesting.

**Q4. How is your teaching experience with PIS, Nasik?**

 I am the part of this school for past 8 years. Though I faced lot of ups and downs during these years, every situation was a learning experience for me.

**Q5. What are your future plans?**

 I enjoy my subject. It keeps me fresh and active. So, I wish to update myself with modern art techniques and share the same with my children.



**Kavita**

**Chief Editor:** Mr. Ramesh Chandra Panda (Principal)

**Teacher Coordinator:** Mrs. Edna Fernandes (Event Coordinator)

**Team Managers:** Vijay Somvanshi IX A & Bharathi Surendran IX B

### Team Members

•Tejas Morkar IX

•Shashank Tamane IX

•Vaidik Patel IX

•Aditi Vidhate IX

•Sakshi Pidiyar IX

•Rutuja More IX

•Aditi Shimple IX

•Amit Thette IX

•Amisha Shirgave IX

“Good things come to those who wait.”

## The Art of Silent Reading

Speed reading and good comprehension skills are the criteria of proficient reading. This can be taught to children when they are young. Another effective method is “Silent reading”. It requires the effort of students and teachers. Silent reading helps in reinforcing the Eye - Mind relationship.

Children who are familiar with printed matter start reading earlier and are more assured. It is good to let children simply flip through books, newspapers and magazines as they are less puzzled by printed matter and can easily identify letters of the alphabet.

Another important pointer for parents and teachers to improve their children’s reading is to teach them the art of silent reading. I think the habit of children to indulge in loud reading should be slowly discouraged. Children should be weaned away from loud reading fourth standard onwards. When children read aloud, they pay more attention to their voice

and way of reading than to the comprehension of the reading.

Silent reading must be encouraged. It is advisable to formulate a few rules and write them on the blackboard for children to follow. Rapid reading has become increasingly important in modern days and the younger the children are taught the skill of speed reading. It is the better and easier for children and teachers. The world is dependent on the printed page as a medium for mass communication. There is more material in print today and the flood of print threatens to drown us all, unless we can find the secret of faster and better reading.

Silent reading has many advantages. When a child doesn’t hear its own voice aloud, the eye-mind relationships get reinforced. To make children better readers, teach them the art of silent reading. All it needs is a patient teacher or parent.



**Anju O Kanojiya**  
(Primary Mother Teacher)

## IMPORTANCE OF ART IN CHILD DEVELOPMENT

Art is all about converting the raw ideas into reality with the help of imagination and using motor skills.

Following are the developmental benefits of art.

**MOTOR SKILLS:** Many of the motions involved in making art, such as holding a paintbrush or scribbling with a crayon, are essential for the growth of fine motor skills in young children.

**LANGUAGE DEVELOPMENT:** For very young children, making art- or just talking about it provides opportunities to learn words for colors, shapes and actions. When toddlers are as young as a year old, parents can do simple activities such as crumpling up paper and calling it a “ball”. By elementary school, students can use descriptive words to discuss their own creations.

**DECISION MAKING:** The experience of making decisions and choices is learned in the course of creating an art. “If they are exploring, thinking, experimenting and trying new ideas, then creativity has a chance to blossom.”

**VISUAL LEARNING:** Drawing, sculpting with clay and threading beads on a string all develop visual-spatial skills, which are more important than ever. Even toddlers know how to operate a smart


phone or tablet, which means that even before they can read, kids are taking in visual information.

**INVENTIVENESS:** When kids are encouraged to express themselves and take risks in creating art, they develop a sense of innovation that will prove to be important in their adult life. “The kind of people society needs to make it move forward are thinking, inventive people who seek new ways and improvements.

**IMPROVED ACADEMIC PERFORMANCE:** Studies show that there is a correlation between art and other achievements. Arts state that young people who participate regularly in the creative tasks are four times more likely to be recognized for academic achievement.



**Padmaja Wagh**  
(Primary Art Teacher)







Friendship is a gift for those few who are chosen by God. It flowers in the hearts of those whom God wants to bring together. It is having a good relationship with someone, who we call a friend not for a short term but for long. People in a friendship have respect and affection for one another.

A friend is a person that someone likes or knows. People who are friends talk to one another and spend time together. They also help one another when they are in trouble or are hurt. Friends are people who can be looked up to and trusted. Sometimes people can't tell their secrets to their parents so they tell it to their friends. Usually friends have similar interests. A friend is one who admires a person's skill and helps or encourages him to make the right choices.

The strength of the bond of friendship between two persons can vary. If the bond is very strong, they are called best friends. This can usually be achieved by possessing the elements of friendship, by being kind, generous, loyal, and honest and by having fun. With these qualities you can truly enjoy the bliss of friendship. Friends are needed for support and for sharing. Friendship is an elixir which is essential for a happy life.

- Samrudhi Gite (VII - B)



The Solar System consists of the Sun Moon and Planets. It also consists of comets, meteoroids and asteroids. The Sun is the largest member of the Solar System. In order of distance from the Sun, the planets are Mercury, Venus, Earth, Mars, Jupiter, Saturn, Uranus, Neptune and Pluto; the dwarf planet. The Sun is at the centre of the Solar System and the planets, asteroids, comets and meteoroids revolve around it.

- Vaibhavi Bhore III D

## पहिला पाऊस ..

पहिला पाऊस पडतो तेंव्हा  
पहिला पाऊस पडतो तेंव्हा  
एकच काम करायचं...  
पावसात जाऊन भिजायचं!

आपल्या अंगावर झेलून घ्यायच्या  
कोसळणार्या धारा  
श्वासांमध्ये भरून घ्यायचा  
सळाळणारा वारा.....

- Shiwani Kulkarni (VIII A)



## छत्रीबाई छत्रीबाई



पाऊस आला  
काळ्या छपरा खाली  
घेतेस का मला?

टप टप टप  
थेंब बघ वाजतात  
काळ्या छपरावर  
थुई थुई नाचतात  
थुई थुई कारंजे  
थड थड उडे

ढगातला पाऊस

- Mahek Aggrawal (V C)

## तिरंगा

दुनिया में हर देश का अपना सविधान और अपना झंडा होता है। हमारे देश का तिरंगा झंडा भी हमारे देश का प्रतीक है। तिरंगे के नीचे ही स्वतंत्रता संग्राम लड़ा गया, इसी कारण यह ध्वज हमारे देश के तपत्याग और बलिदान की निशानी है। इस झंडे का पहला रूप 1906 में विदेशों में रहने वाले भारतीयों ने किया। इसमें तीन रंगों, हरे, पीले, लाल की पट्टियां थी। 1921 में गांधी जी ने नये झंडे की रचना की। ऊपर सफेद, मध्य में हरा और नीचे लाल रंग की 3 पट्टियां बनायीं गयी, बीच में भारत के प्रसिद्ध सूत कातने वाले चरखे का निशान बनाया गया। 1931 में नया झंडा बनाया गया। ऊपर केसरिया रंग कि पट्टी, मध्य में सफेद और नीचे हरे रंग कि एक समान पट्टियां जोड़ी गई



- Tanvi Bhardwaj IX B



## Podar Jumbo Kid Corner



### Holi

The Importance of saving water was taught to kids by a wonderful story, 'Lappu and the magic of paani'. The children saw a ppt on Golu and his friends learning how to play safe holi. A demonstration of rain water harvesting was shown in the outdoor which was appreciated by our director Ms. Swati Popat vats.



### Suraksha

Podar Jumbo Kids led the steps in creating awareness amongst parents on the sensitive issue of child abuse wherein raising our voice is going to help us remove it from our society. Parents eagerly participated in the silent flash mob and bought pride to our team.



### Bye-bye kindergarten

A fantastic farewell gift was given to all senior kindergartens by our Bye-bye kindergarten hello primary dus ka dum. Parents learnt about the child's growing brain and skills that prepare children for the future. The children had fun and learning the executive function of the brain.



### Brain stimulation activities

Various brain stimulation activities are done at Podar jumbo kids which are very essential in making connections in the first five years.

The activities are fun filled and stress free and help to develop each and every part of the brain.

- 1-Balancing, climbing, creeping and crawling activities are a great fun and help in stimulating motor area of the brain.
- 2-Reciting the rhymes and listening to stories which develop the hearing and understanding area.
- 3-Playing with blocks and puzzles stimulate the thinking area.
- 4-Picture recognition and asking wondering questions which help to develop the speaking and understanding area.





## Newton's and Einsteins of Podar International School celebrate Science'

National Science Day is celebrated in India on 28 February each year to mark the discovery of the Raman Effect by Indian physicist Sir Chandrasekhara Venkata Raman on 28 February 1928. For his discovery, Raman was awarded the Nobel Prize in Physics in 1930. Podar International School, Nasik also celebrated this day on 28th of February, 2015 in an innovative way. The students of grade 4th to 9th participated actively in the Science Exhibition which was held on that day. The chief guests were Mr Anil Kshatriya from Science forum, Dr Ashish Chaurasia, Chairman of PTA and Dr Praveen Joshi, lecturer at BYK/ RYK college; Gokhale Education Society. Speeches and presentations were also given by the expertise. Mr Anil Kshatriya spoke about the history of inventions, scientists and various scopes for students in the field of Science. Dr Praveen Joshi performed various experiments in front of the students which helped them a lot to remember some basic laws of Science. This comprised of the first part of the Science exhibition.

Podar International School doesn't miss a day; neither did they miss the National Science Day. Various themes throughout the year keep the children active, not only physically but also mentally. The last theme of the year, 'Tech IT Up' came to a high during the culminating event that was named 'DISMANTLED'. Children from the primary section disassembled the daily use electronic gadgets and took an initiative to learn their mechanism. While these children had fun opening up their gadgets, the secondary students made their own gizmos.

Children from the IV till the IX standard were encouraged for their creations. Ideas, 'out of the box', and work to perfection, was seen in the efforts done by the student. Whether it was using sound energy to make electricity or using a simple working of shoe to charge a mobile device, the dignitaries cert found it very alluring.

Science has made many contributions to animal as well as the plant life, this initiative by Podar International School certainly increased the thought process of the students and their outlook towards the world.

**We hope Science never stops becoming better.**


**- Tejas Morkar (IX-B) & Vijay Somwanshi(IX-A)**



*"Two wrongs don't make a right."*



## Exhibition



**Areena Khan IA**



**Om Jain 6 B**



**Preeti Sathe 2 B**



**Ruchi Sawant IA**

## ART CORNER



**Yash Shinde 6 B**



**Ramsha Khan 6 A**

“One man’s loss is another man’s gain.”



## Me, My Mother And My Daughter

There is a beautiful proverb in Hindi which translates, "Living with her is impossible; and living without her is impossible." It aptly describes one of mankind's most complex, fundamental and cherished relationship, the bond of a mother and her daughter.

For a girl, her mother is her idol, a kind of Superwoman she adores, respects, loves and the person whom she wishes to emulate. For her, her mother is the person with whom she can share her happiest moments and her darkest fears. She is her daughter's closest confidant.

My mother was hardworking, loving and kind, but also stern. She gave me highly motivational words when I was down and brought me back to earth when I felt overconfident. I learnt a lot from her; how to set my hair, how to wear a sari, how to cook and the most important lesson, how to be a mother myself. I used to get annoyed with her whenever she advised me, but, now, as a mother to a highly spirited girl, I truly understand her feelings.

For a mother, her daughter is the sole feminine voice in a household dominated by males. For

her, her little girl is the most beautiful in the entire world. She is able to lend voice to all her worries, sorrow and thoughts with her daughter. She loves to braid her daughter's hair in a very intricate fashion, adorn her with jewels and buy trendy clothes for her princess. She is able to share her womanly concerns and feelings with her daughter, whom she knows would understand.

I am very proud of my daughter. She has made me realize the truth of what my mother used to say. Even though she fights with me sometimes, the moment of reconciliation is what I always look out for and shall cherish forever. I love it when she comes home from school and talks a mile a minute about what happened in lunch and the joke her friend said. I hate it when she sings loudly and I have to ask her to keep quiet.

Being women, all of us have experienced these with our mothers and our daughters. This bond is special, very special, and I am thankful to my mother and my daughter for giving me such beautiful and precious moments.



- Suman Biruba Shimple  
Mother of Aditi Shimple IX B

## Save Water This Holi

A competition was held by the Podar Institution in which the students of all Podar schools had to express their ideas to conserve water on Holi. The students had to register on the website [www.podareducationnetwork.com/savewaterthisholi/](http://www.podareducationnetwork.com/savewaterthisholi/) before the noon of 4th March, 2015 to write their ideas. Our schools students also participated in the competition. The results of the competition were declared on 9th March, 2015 through which 17 best articles were chosen of the students all over India. Among them 3 students of our school were also selected who were Rohit Patil of class 9th-A, Sahil of class 8th-A and Anasvi Ambule of class 1st-C. Rohit in his article encouraged playing Holi with LED lights as it would give the same effect and joy of playing Holi with colours and also would fulfil our PM's dream of clean India. Sahil explained of using a water gun in which the water released would be evaporated and then condensed so that no water is wasted. Anasvi elaborated the fun of playing Holi with tomatoes as they are highly antioxidant, non-toxic and non-reactive. Further on she explained that, if tomato Holi is played on a farm or open area, the seeds can grow into saplings.

The students really enjoyed the competition as they were given a chance to express their innovative ideas of conserving water on Holi.



Anasvi Ambule



Sahil Ghule



- Rohit Patil 9th-A

## PODAR INTERNATIONAL SCHOOL, NASHIK

### Result of the Art and Craft Activity-'Our Pet Robots'

#### Grade 1 & 2



Class	Position	Name	House
IA	1	Aradhya More	Ignis
IA	2	Hemangi Rathi	Terra
IA	3	Shreyash Bankar	Ignis
IB	1	Darshan Patil	Ventus
IB	2	Gauravi Borse	Aqua
IB	3	Vihaan Chavan	Ignis
IC	1	Rashi Bag	Terra
IC	2	Aroma Shanbhag	Ventus
IC	3	Avani Joshi	Ignis
ID	1	Shambhavi Padwal	Ignis
ID	2	Nirja Varkute	Ignis
ID	3	Kashvam Seth	Aqua
IIA	1	Yash Dogra	Ventus
IIA	2	Kritika Karn	Terra
IIA	3	Shauryaditya Deshmukh	Ventus
IIB	1	Preeti Sathe	Ignis
IIB	2	Abhirav Pawar	Terra
IIB	3	Parnika Shah	Ignis
IIC	1	Tejas Bhoware	Ventus
IIC	2	Sanskriti Chordiya	Aqua
IIC	3	Aayush Kasliwal	Ignis
IID	1	Utkarsha Gholap	Ventus
IID	2	Hitesh Deore	Terra
IID	3	Pratyush Dey	Aqua

## PODAR INTERNATIONAL SCHOOL, NASHIK

### Result of the Creative Writing Activity

#### 'If I had a Magic Remote Control...'

#### Grade 3 & 4

Class	Position	Name	House
IIIA	1	Riddhi Walekar	Ignis
IIIA	2	Kripa Patel	Aqua
IIIA	3	Bhoomi chaudhary	Ignis
IIIB	1	Tanushka Patil	Ignis
IIIB	2	Arya Dixit	Aqua
IIIB	3	Vandit Shetty	Terra
IIIC	1	Arush gaur	Ventus
IIIC	2	Anushree Sonone	Aqua
IIIC	3	Aayush Dawar	Ignis
IIID	1	Megan Richard	Ignis
IIID	2	Anubhav Prasad	Ventus
IIID	3	Krutika Sarode	Ignis
IIVA	1	Krish Gupta	Ventus
IIVA	2	Deep Hanmante	Aqua
IIVA	3	Sanskriti Gite	Ignis
IV B	1	Aryan Acharya	Aqua
IVB	2	Sujal Dusane	Ventus
IVB	3	Insiya Merchant	Ignis
IVC	1	Gayatri Kalantri	Terra
IVC	2	Parth Patil	Aqua
IVC	3	Aarya Ghuge	Aqua

**Admissions  
open**

**Admissions open for class XI (ISC) 2015-16  
Commerce and Science**